

Student Right to Know

Completion, Graduation and Transfer Rates

The Student Right to Know Act requires to disclose information about completion, graduation and transfer rates to current and prospective students and the public. This information is provided to the students and prospective students in the student handbook, mailings to students and through other publications.

Graduation and Transfer Rates

	2014	2015	2016	Four-Year Totals
Student Cohort	44	50	50	144
Completers within 150%	5	19	11	35
Graduation Rate	11%	38	22%	24%
Transfer-Out Students	18	20	20	58
Transfer Rate	40%	40%	40%	40%

Placement

The Yeshiva is an academic institution and does not provide vocational training nor guarantee employment or placement to students who complete its programs.

TOTAL ENROLLMENT (ALL UNDERGRADUATE)

176

Undergraduate transfer-in enrollment


13

ATTENDANCE STATUS



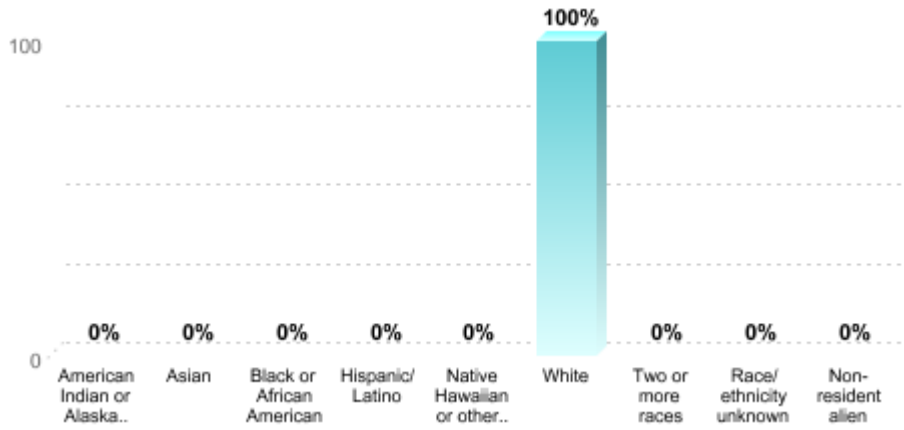
100%
Full-time

STUDENT GENDER

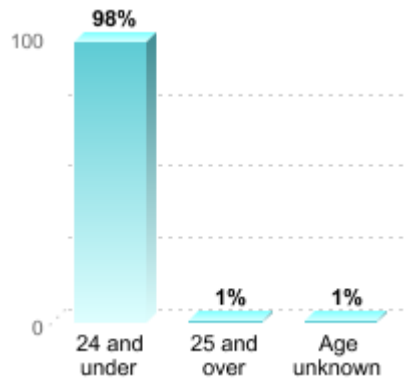


100%
Male

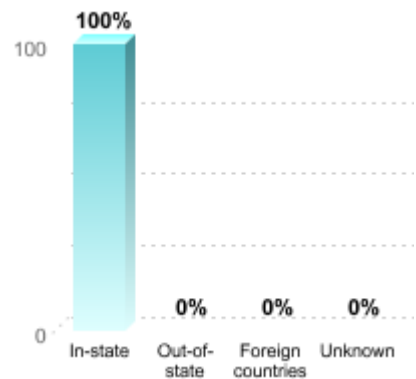
STUDENT RACE/ETHNICITY



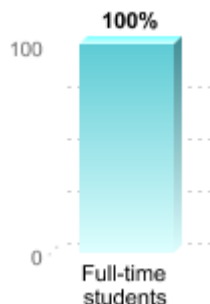
UNDERGRADUATE STUDENT AGE



UNDERGRADUATE STUDENT RESIDENCE



RETENTION RATES FOR FIRST-TIME STUDENTS PURSUING BACHELOR'S DEGREES



Percentage of Students Who Began Their Studies in Fall 2020 and Returned in Fall 2021

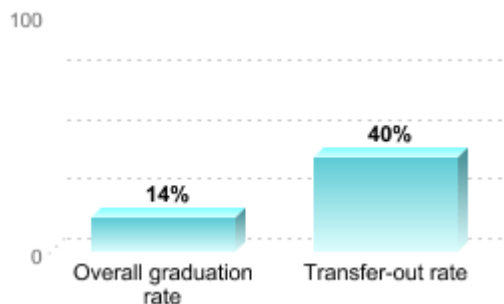
OVERALL GRADUATION RATE AND TRANSFER-OUT RATE

The overall graduation rate is also known as the "Student Right to Know" or IPEDS graduation rate. It tracks the progress of students who began their studies as **full-time, first-time degree- or certificate-seeking students** to see if they complete a degree or other award such as a certificate within 150% of "normal time" for completing the program in which they are enrolled.

Some institutions also report a transfer-out rate, which is the percentage of the full-time, first-time students who transferred to another institution without completing at the current institution.

Note that not all students at the institution are tracked for these rates. Students who have already attended another postsecondary institution, or who began their studies on a part-time basis, are not tracked for this rate. **At this institution, 74 percent of entering students were counted as "full-time, first-time" in 2021.**

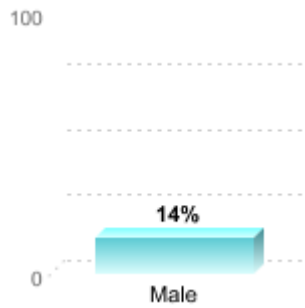
OVERALL GRADUATION AND TRANSFER-OUT RATES FOR STUDENTS WHO BEGAN THEIR STUDIES IN FALL 2016



Percentage of Full-time, First-Time Students Who Graduated or Transferred Out Within 150% of "Normal Time" to Completion for Their Program

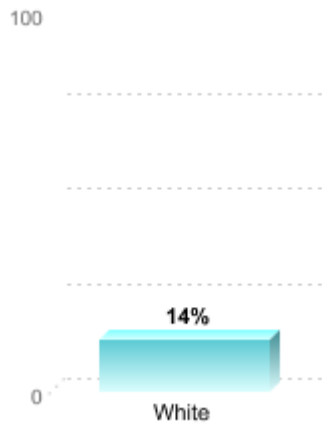
- (*) Not all institutions report transfer-out rates.

OVERALL GRADUATION RATE BY GENDER



Percentage of Full-time, First-time Students Who Began Their Studies in Fall 2016 and Graduated Within 150% of "Normal Time" to Completion for Their Program

OVERALL GRADUATION RATE BY RACE/ETHNICITY



Percentage of Full-time, First-time Students Who Began Their Studies in Fall 2016 and Graduated Within 150% of "Normal Time" to Completion for Their Program

BACHELOR'S DEGREE GRADUATION RATES

Bachelor's degree graduation rates measure the percentage of entering students beginning their studies full-time and seeking a bachelor's degree, who earn a bachelor's degree within a specified amount of time. **At this institution, 27 percent of the overall cohort were pursuing bachelor's degrees in 2016.**
